

# ALUMINUM

## product selection guide

FENCES

GATES

RAILINGS



**EAGLE FENCING**

# Eagle Fencing is proud to introduce our new aluminum fence line made in the USA!

## ABOUT EAGLE FENCING

At Eagle Fencing, we believe a great fence does more than mark a boundary – it protects what matters, adds beauty to your property, and reflects the quality of the people behind it. Based in Salem, New Hampshire, we are a business dedicated to delivering reliable, high-quality fencing solutions with integrity, speed, and craftsmanship. From vinyl and aluminum to wood and chain link, we offer a full range of residential and commercial installations built to last – and done right the first time.

With clear timelines, transparent quotes, and a commitment to customer satisfaction, Eagle Fencing has become a trusted name across Southern NH. Whether you're securing your backyard, enhancing curb appeal, or protecting your business, we're here to make the process simple, affordable, and stress-free.

Built to Last. Installed with Precision. That's Eagle Fencing.



Custom Colors Available Upon Request. Meets AAMA 2604 Powder Coating Standards. Colors shown are for representation purposes only.

Actual colors may vary.



Eagle Fencing paints all of its own aluminum fence components to AAMA 2604 standards! This brand-new state of the art Gema automated powder coating system uses 16 automatic spray guns to apply Protech's Z series super durable powder coatings. Our system also uses a 5-stage pretreatment system to apply EnviroServe's environmentally friendly chemicals to promote better paint adhesion, and to provide extreme corrosion resistance. Additionally, our automated powder coating system paints at 10' linear per minute, can fit parts up to 10' long and 8' high, and has a built-in powder reclamation filtration and vacuum system that allows us to reuse overspray powder up to 7 times. The combination of Gema, Enviroserve, & Protech enables Interstate Wholesale Fence to deliver our customers the highest quality aluminum fence that surpasses AAMA 2604 standards at competitive prices!


\* Eagle Fencing recognizes the value of delivering long-lasting high quality products, so we powder coat our aluminum fence to meet or exceed AAMA 2604 standards.




COMPONENT	RESIDENTIAL	COMMERCIAL
Pickets	5/8" sq. .050 wall thickness	3/4" sq. .055 wall thickness
Rails	1" x 1" sq. .077 wall thickness	1 1/4" x 1 1/4" sq. .077 wall thickness
Posts	2" x 2" sq. .060 wall thickness	2" x 2" sq. .093 wall thickness
	2" x 2" sq. .125 wall thickness	2 1/2" x 2 1/2" sq. .075 wall thickness
		2 1/2" x 2 1/2" sq. .125 wall thickness

\* Residential and commercial grades available in all styles!

**VO048**



**| Traditional Bottom |**

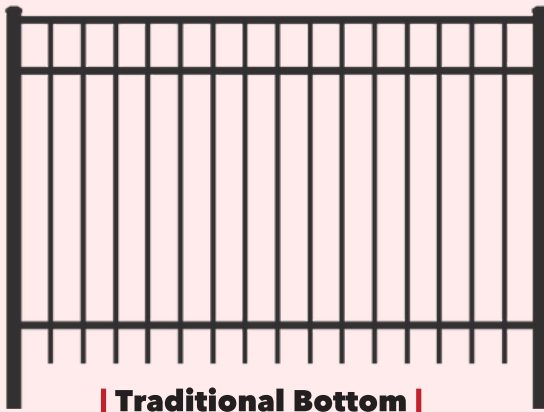


**| Flush Bottom |**

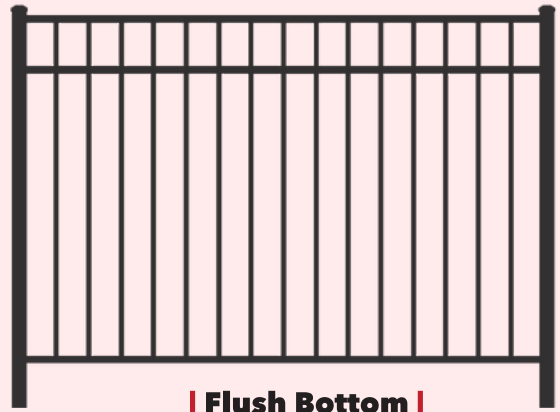
Standard Residential Spacing is approximately 3 7/8" • Standard Commercial Spacing is approximately 3 7/8"

- 6' Wide Residential Panels
- 6' and 8' Wide Commercial Panels
- Black, Bronze and White Available
- 36", 42", and 48" Heights Available
- Flat Top, Single Arched, and Rainbow Arched Gates Available
- Available in Standard & Extra Picket Spacing
- Certain Heights Available to Meet Pool Code Requirements






**| Traditional Bottom |**




**| Flush Bottom |**

Standard Residential Spacing is approximately 3 7/8" · Standard Commercial Spacing is approximately 3 3/4"

- 6' Wide Residential Panels
- 6' and 8' Wide Commercial Panels
- Black, Bronze and White Available
- 48", 54" and 60" Heights Available
- Optional 4th Rail Available
- Flat Top, Single Arched, and Rainbow Arched Gates Available
- Available in Standard & Extra Picket Spacing
- Available with 18" Puppy Picket
- Certain Heights Available to Meet Pool Code Requirements



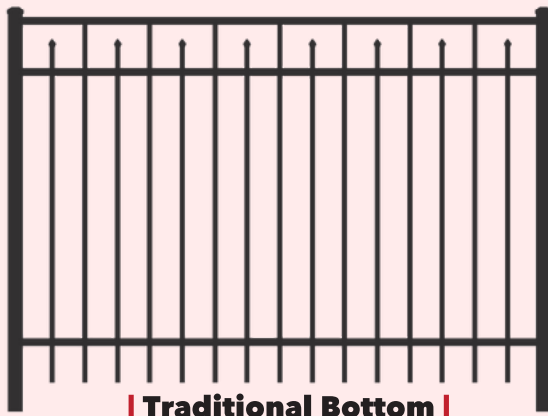
**| Extra Picket |**



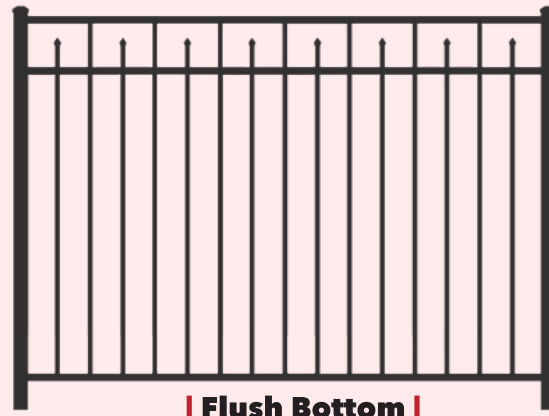
**| Puppy Picket |**



**VO200**



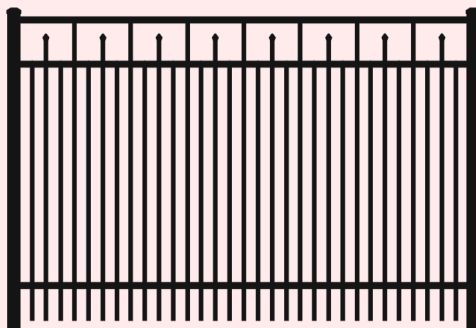
**| Traditional Bottom |**



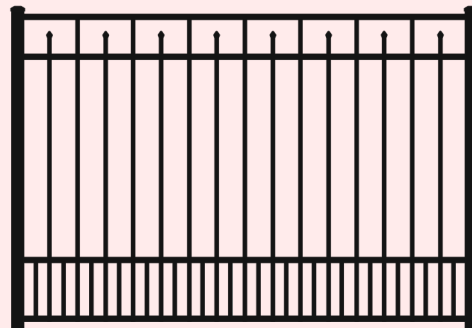
**| Flush Bottom |**

Standard Residential Spacing is approximately 3 7/8" · Standard Commercial Spacing is approximately 3 3/4"

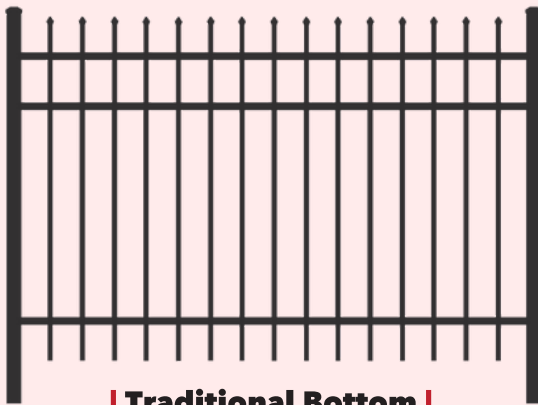
- 6' Wide Residential Panels
- 6' and 8' Wide Commercial Panels
- Black, Bronze and White Available
- 48" and 54" Heights Available
- Optional 4th Rail Available
- Flat Top, Single Arched, and Rainbow Arched Gates Available
- Available in Standard & Extra Picket Spacing
- Available with 18" Puppy Picket
- Certain Heights Available to Meet Pool Code Requirements




**| Extra Picket |**



**| Puppy Picket |**



**| Traditional Bottom |**




**| Flush Bottom |**

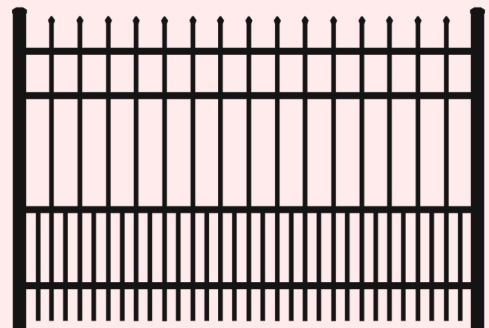
Standard Residential Spacing is approximately 3 7/8" · Standard Commercial Spacing is approximately 3 3/4"

- 6' Wide Residential Panels
- 6' and 8' Wide Commercial Panels
- Black, Bronze and White Available
- 36", 42", 48", 54", 60" and 72" Heights Available
- Optional 4th Rail Available

- Flat Top, Single Arched, and Rainbow Arched Gates Available
- Available in Standard & Extra Picket Spacing
- Available with 18" Puppy Picket
- Available with CONCAVE or CONVEX Pickets
- Certain Heights Available to Meet Pool Code Requirements



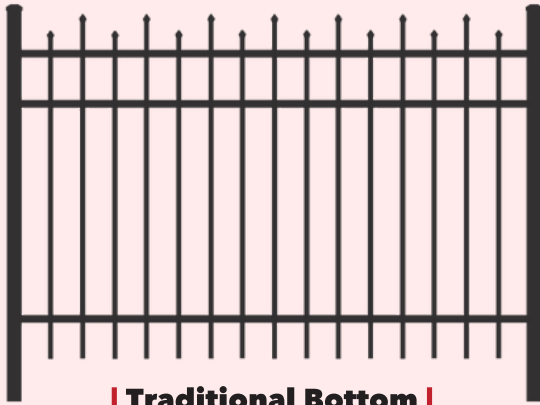
**| Extra Picket |**



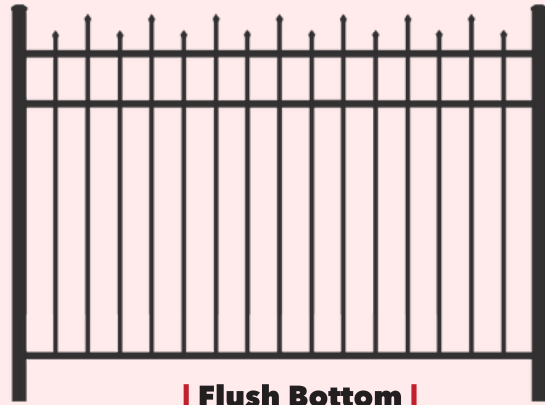
**| Puppy Picket |**



**VO101A**



**| Traditional Bottom |**

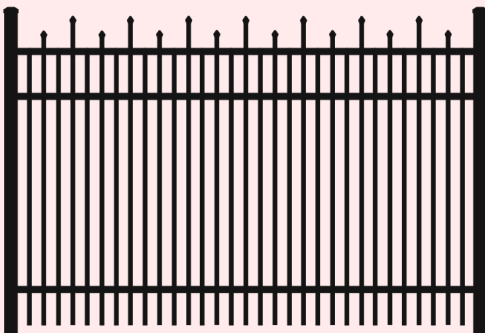



**| Flush Bottom |**

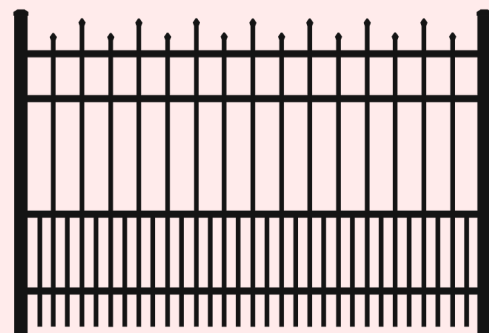
Standard Residential Spacing is approximately 3 7/8" · Standard Commercial Spacing is approximately 3 3/4"

- 6' Wide Residential Panels
- 6' and 8' Wide Commercial Panels
- Black, Bronze and White Available
- 36", 42", 48", 54", 60" and 72" Heights Available
- Optional 4th Rail Available
- Flat Top Gates Available
- Available in Standard & Extra Picket Spacing
- Available with 18" Puppy Picket
- Certain Heights Available to Meet Pool Code Requirements

\* Not stocked. Allow two plus weeks for delivery.

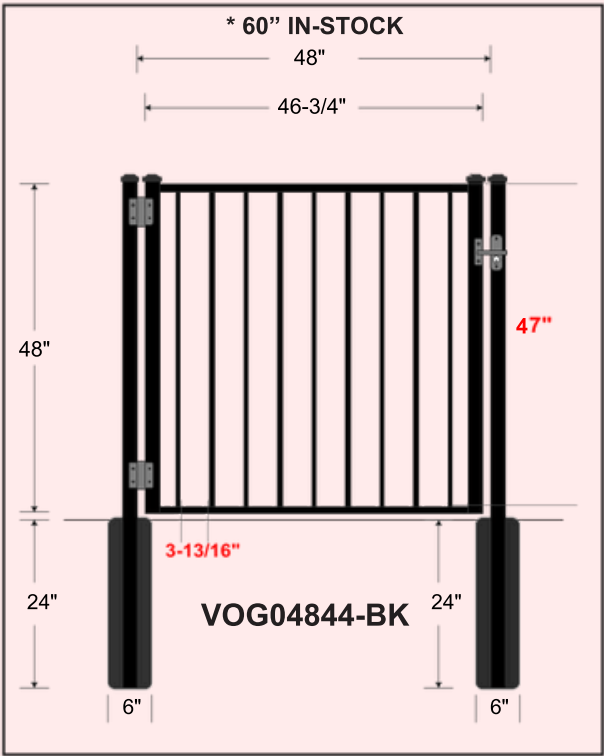
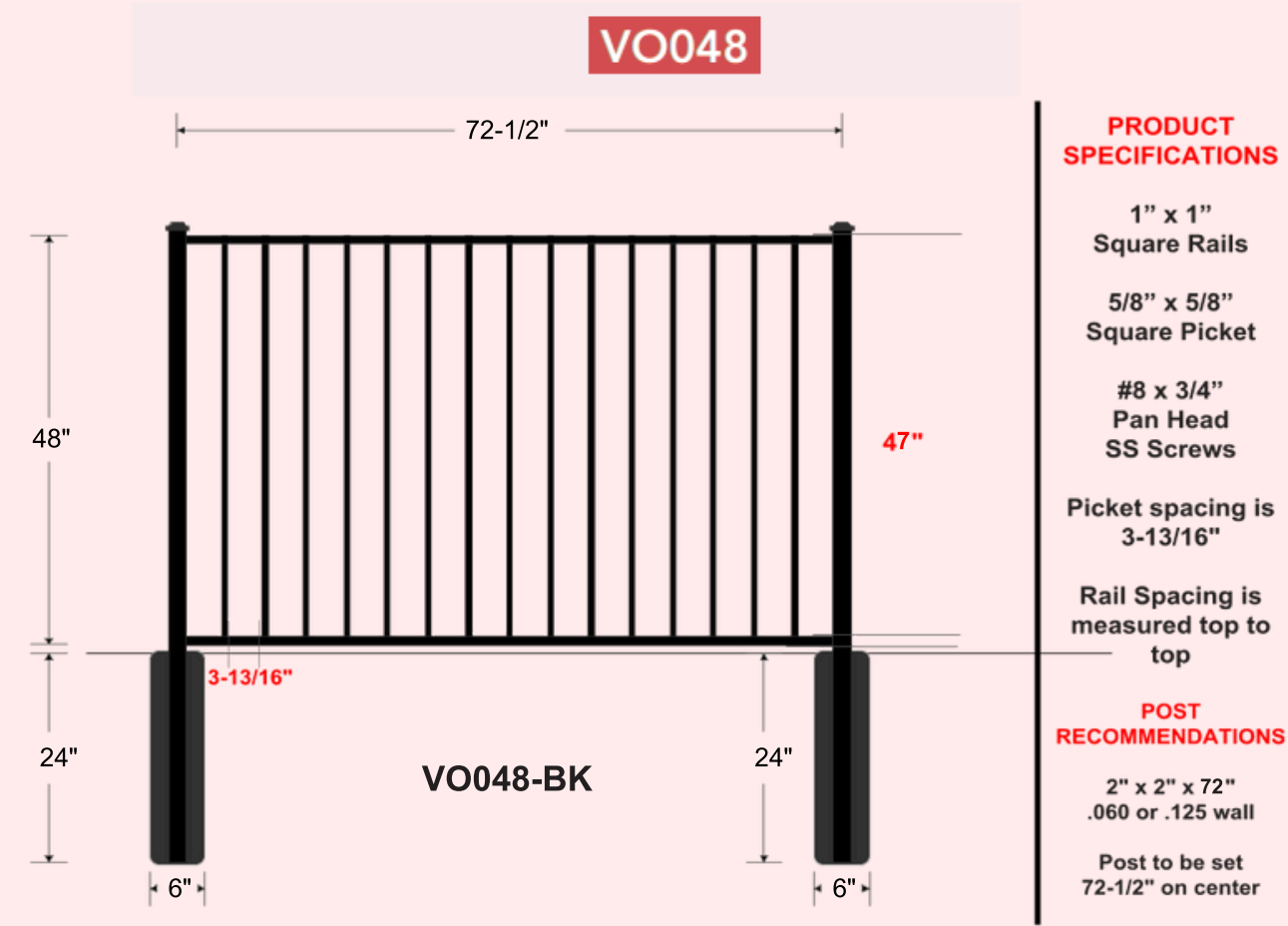


**| Extra Picket |**

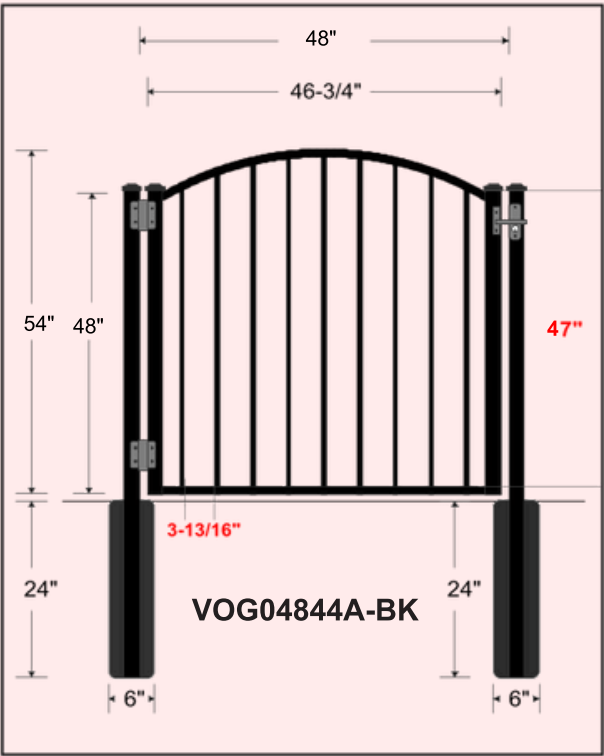


**| Puppy Picket |**

IN-STOCK PROGRAM



| Flat Top Gate |

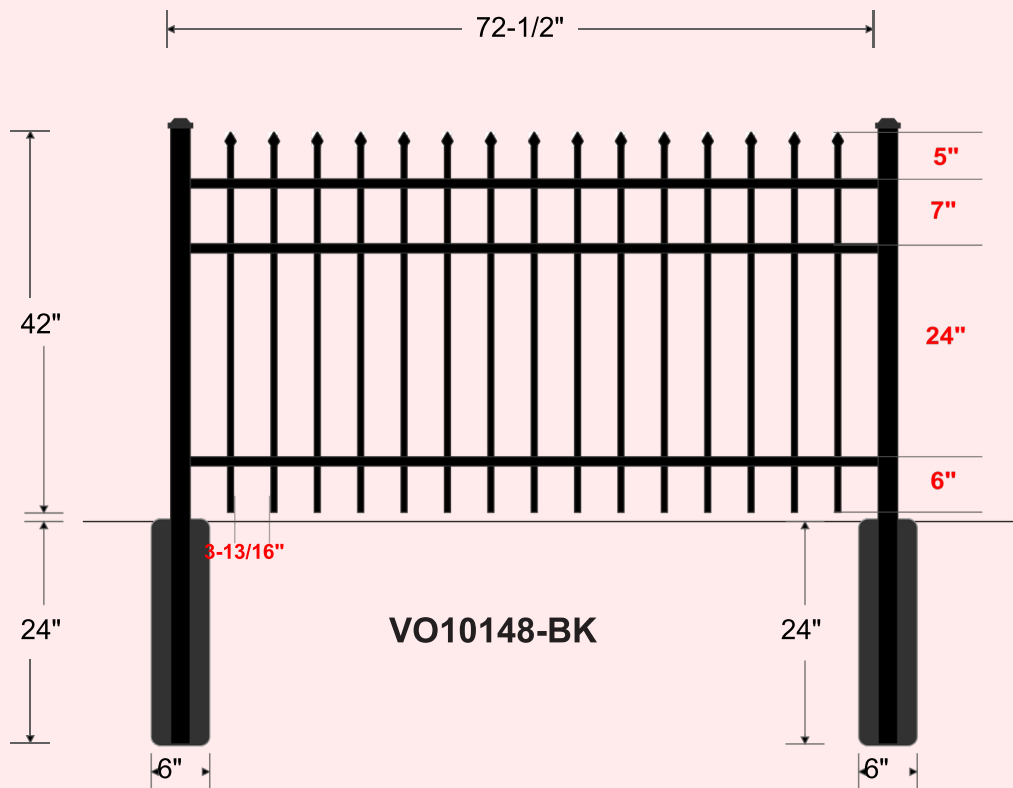


| Arched Top Gate |



# IN-STOCK PROGRAM

VO10148



VO10148-BK

## PRODUCT SPECIFICATIONS

1" x 1"  
Square Rails

5/8" x 5/8"  
Square Picket

#8 x 3/4"  
Pan Head  
SS Screws

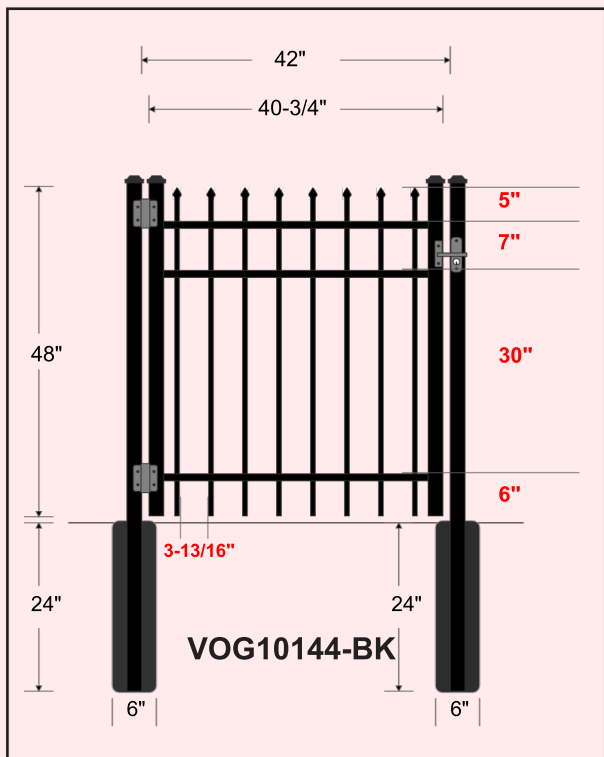
Picket spacing is  
3-13/16"

Rail Spacing is  
measured top to  
top

## POST RECOMMENDATIONS

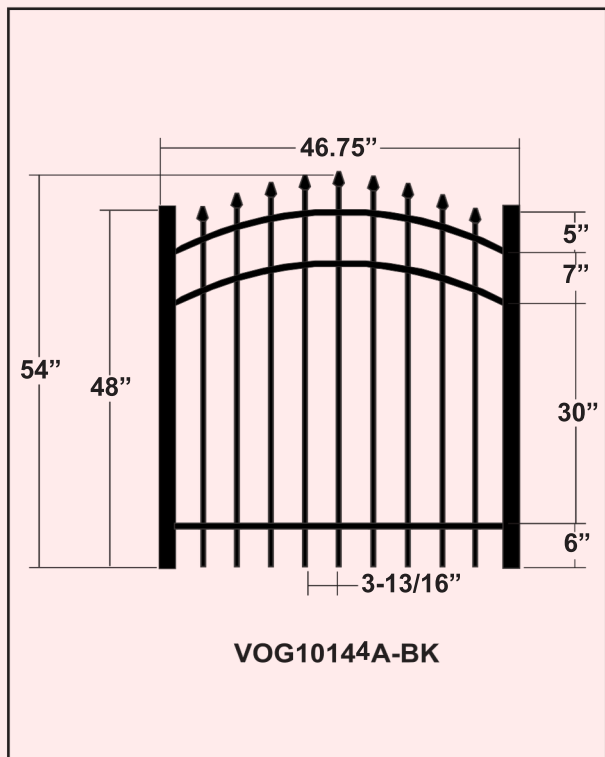
2" x 2" x 2"  
.060 or .125 wall

Post to be set  
72-1/2" on center



VOG10144-BK

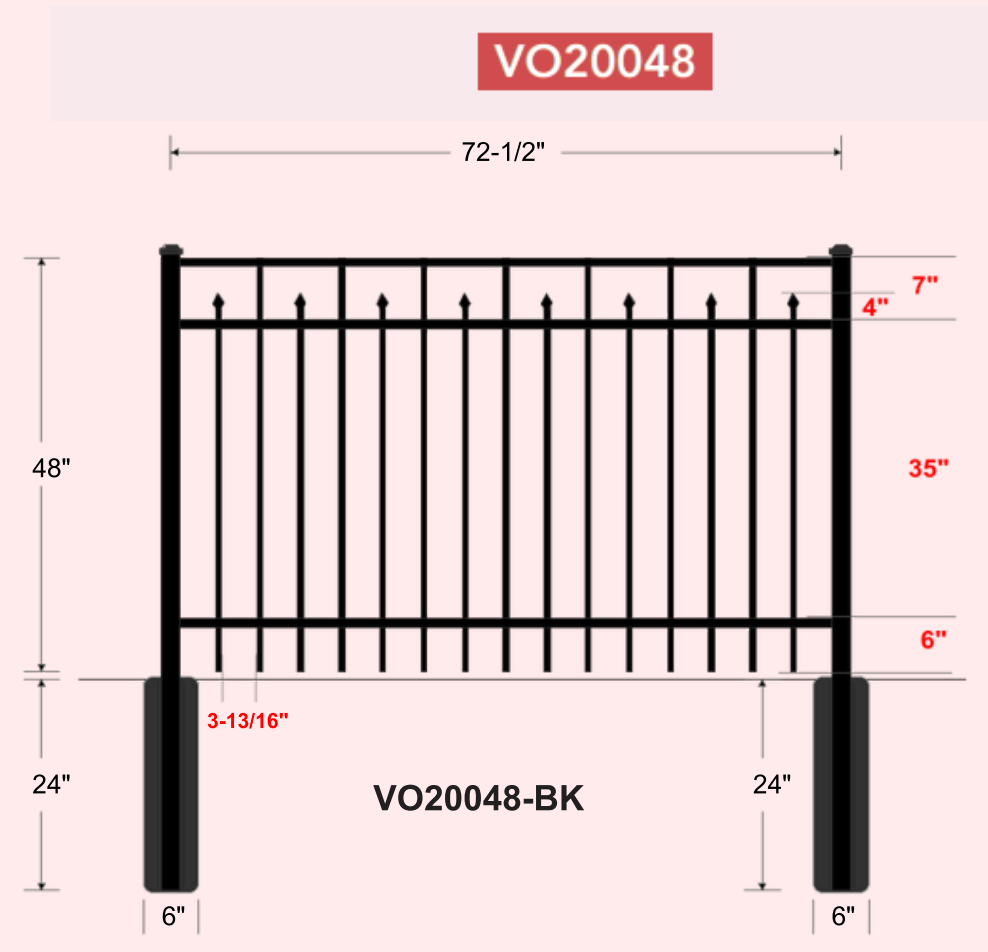
| Flat Top Gate |



VOG10144A-BK

| Arched Top Gate |

IN-STOCK PROGRAM



PRODUCT SPECIFICATIONS

1" x 1"  
Square Rails

5/8" x 5/8"  
Square Picket

#8 x 3/4"  
Pan Head  
SS Screws

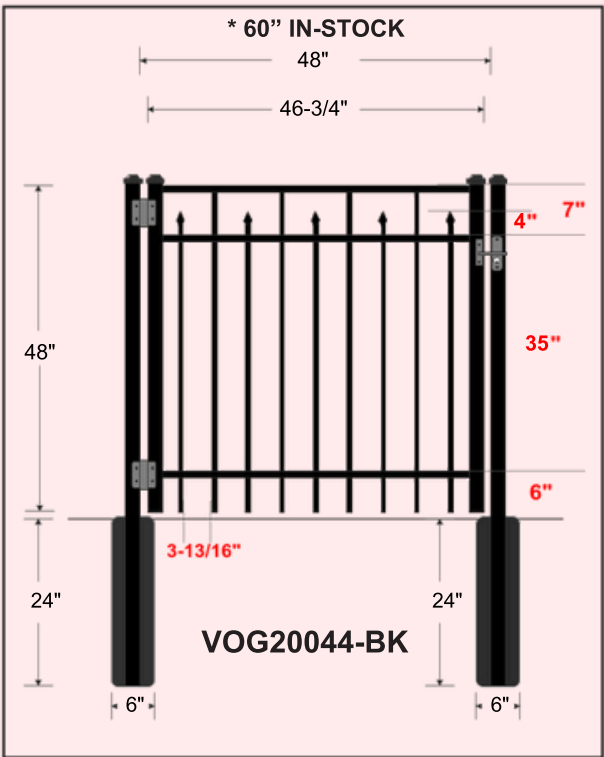
Picket spacing is  
3-13/16"

Rail Spacing is  
measured top to  
top

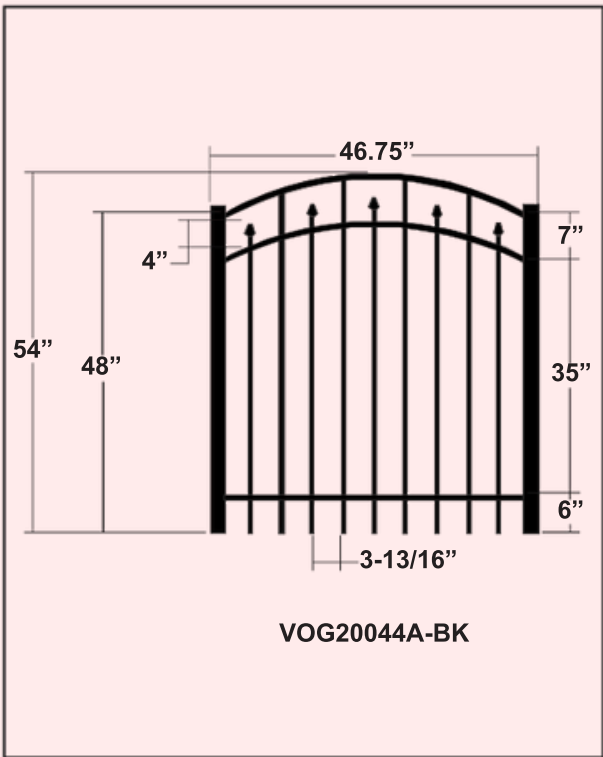
POST RECOMMENDATIONS

2" x 2" x 72"  
.060 or .125 wall

Post to be set  
72-1/2" on center



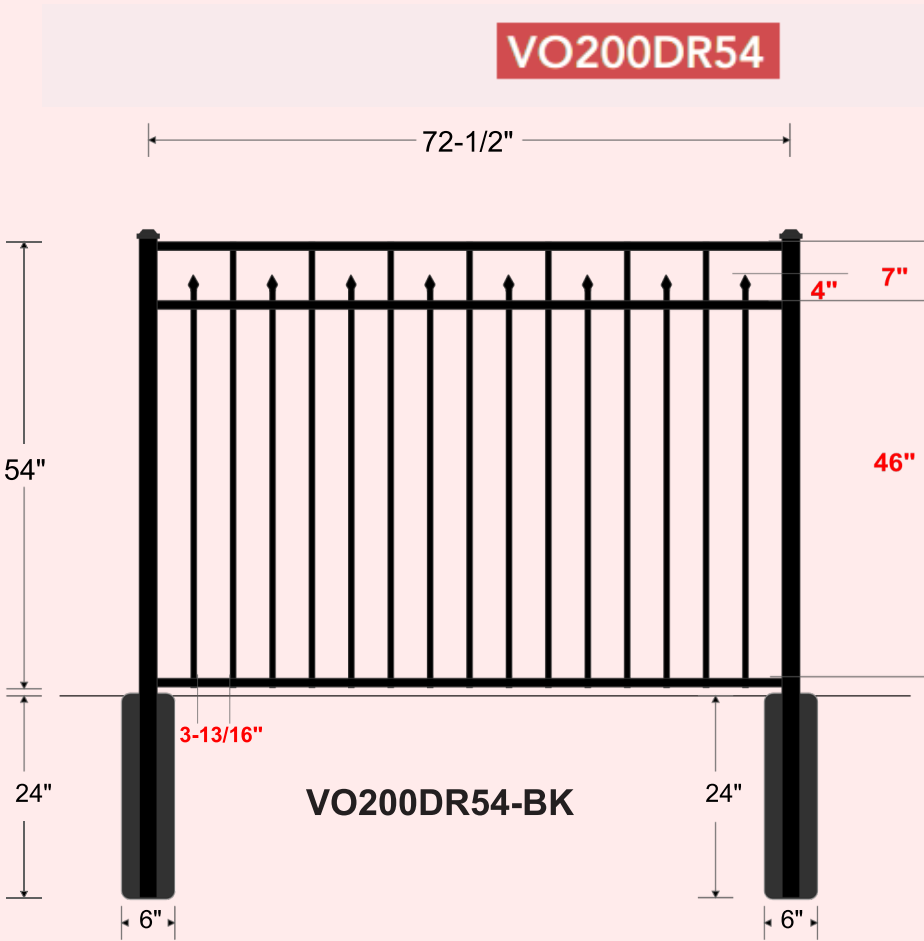
| Flat Top Gate |



| Arched Top Gate |



# IN-STOCK PROGRAM



## PRODUCT SPECIFICATIONS

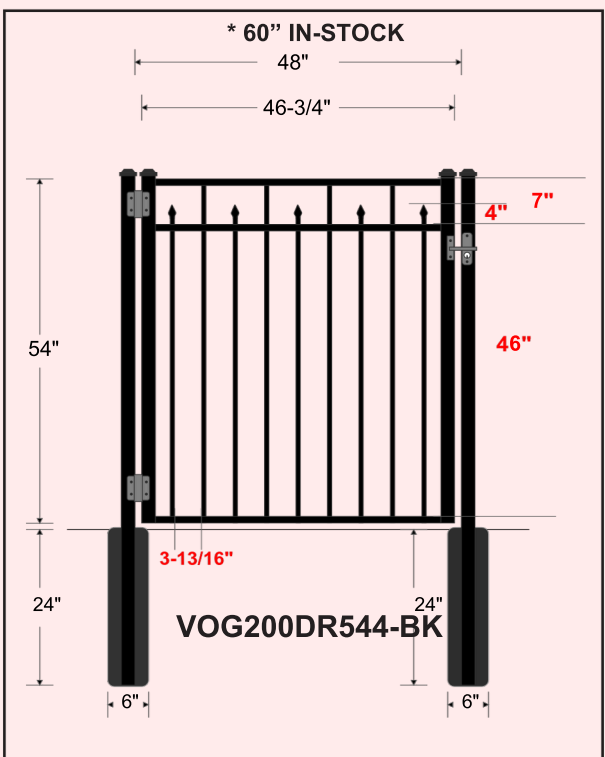
- 1" x 1" Square Rails
- 5/8" x 5/8" Square Picket
- #8 x 3/4" Pan Head SS Screws

Picket spacing is 3-13/16"

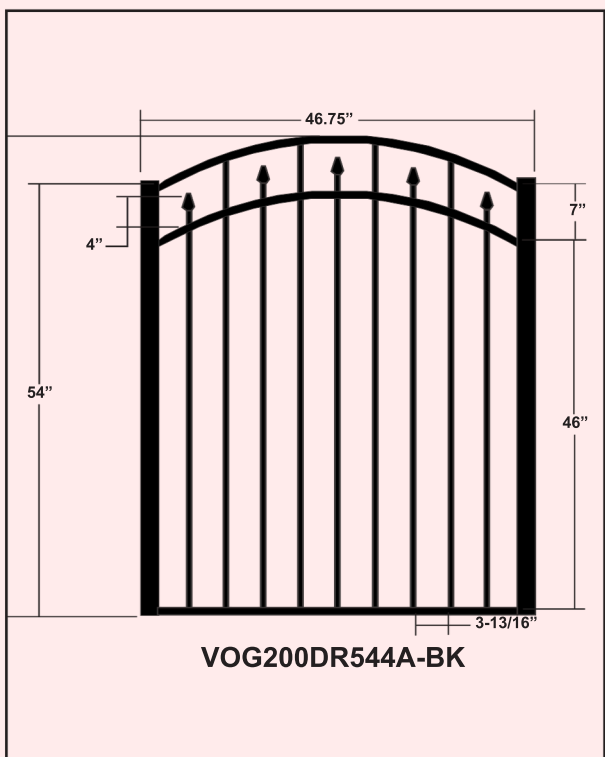
Rail Spacing is measured top to top

## POST RECOMMENDATIONS

- 2" x 2" x 84" .060 or .125 wall
- Post to be set 72-1/2" on center

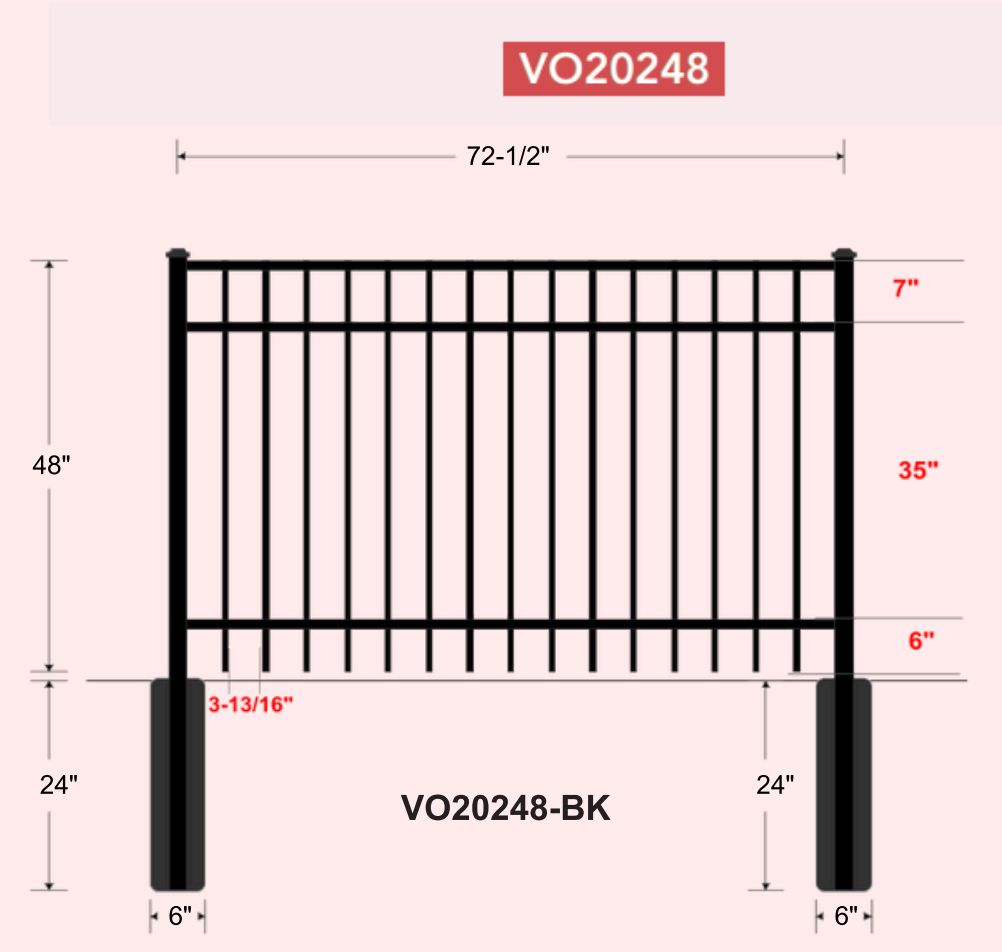


| Flat Top Gate |



| Arched Top Gate |

IN-STOCK PROGRAM



PRODUCT SPECIFICATIONS

1" x 1"  
Square Rails

5/8" x 5/8"  
Square Picket

#8 x 3/4"  
Pan Head  
SS Screws

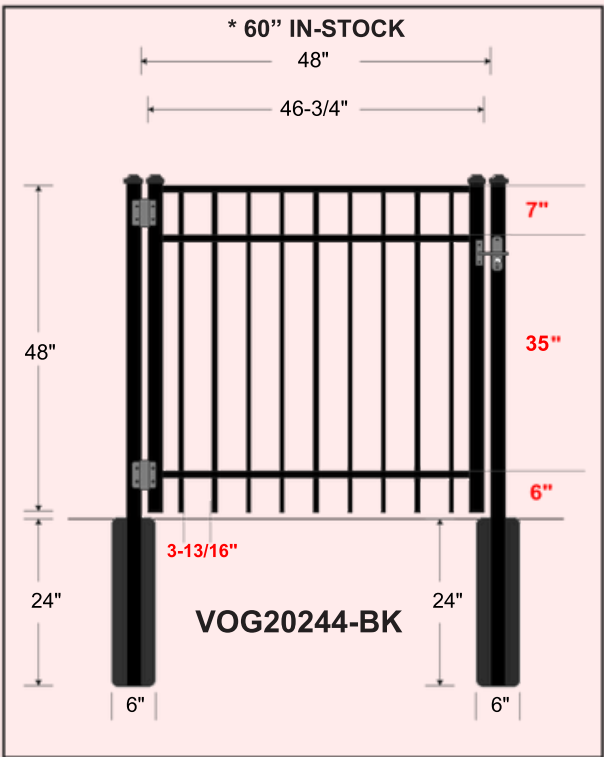
Picket spacing is  
3-13/16"

Rail Spacing is  
measured top to  
top

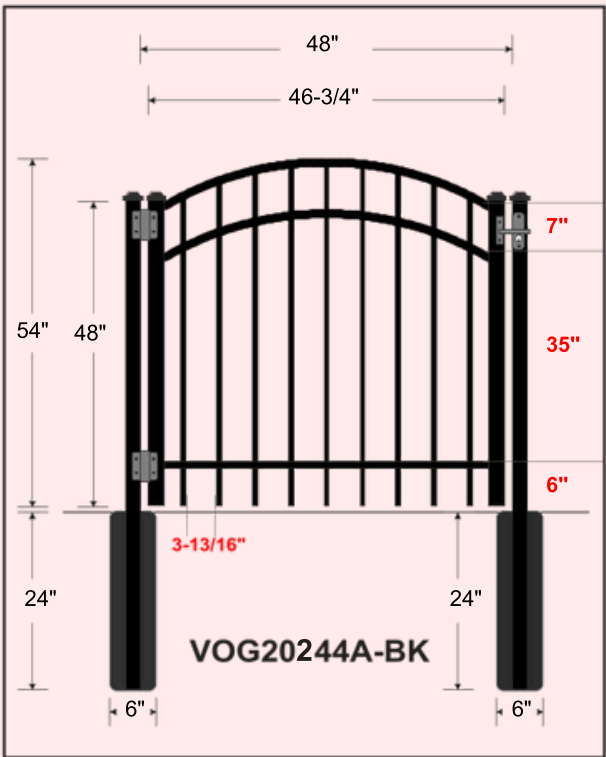
POST RECOMMENDATIONS

2" x 2" x 72"  
.060 or .125 wall

Post to be set  
72-1/2" on center



| Flat Top Gate |

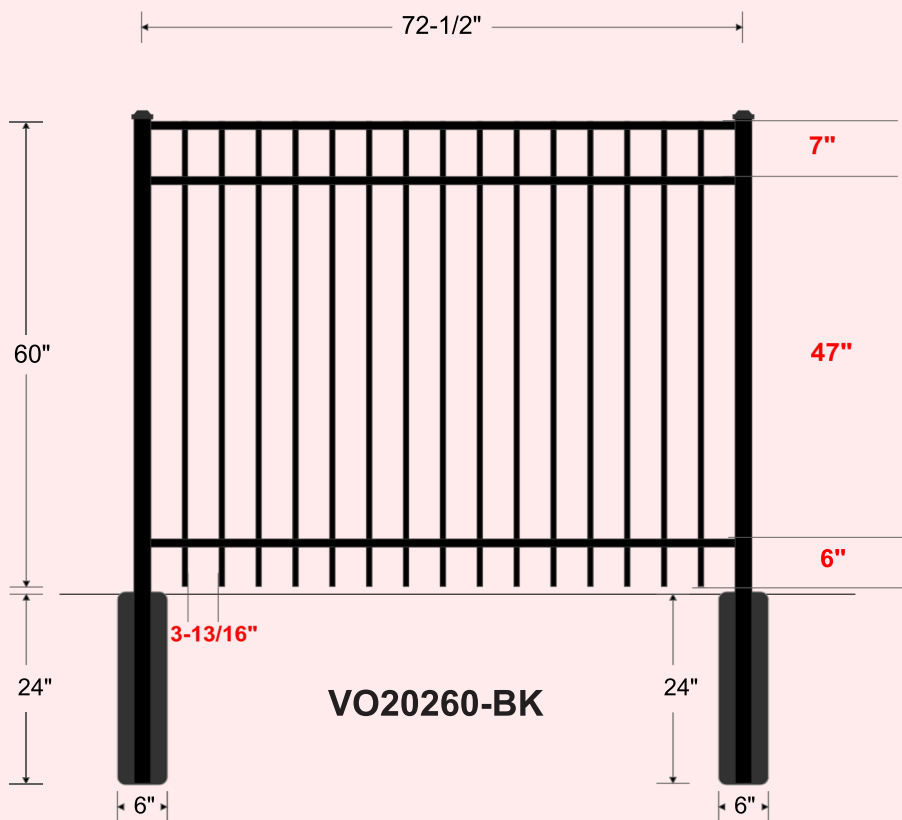


| Arched Top Gate |



# IN-STOCK PROGRAM

VO20260



VO20260-BK

## PRODUCT SPECIFICATIONS

1" x 1"  
Square Rails

5/8" x 5/8"  
Square Picket

#8 x 3/4"  
Pan Head  
SS Screws

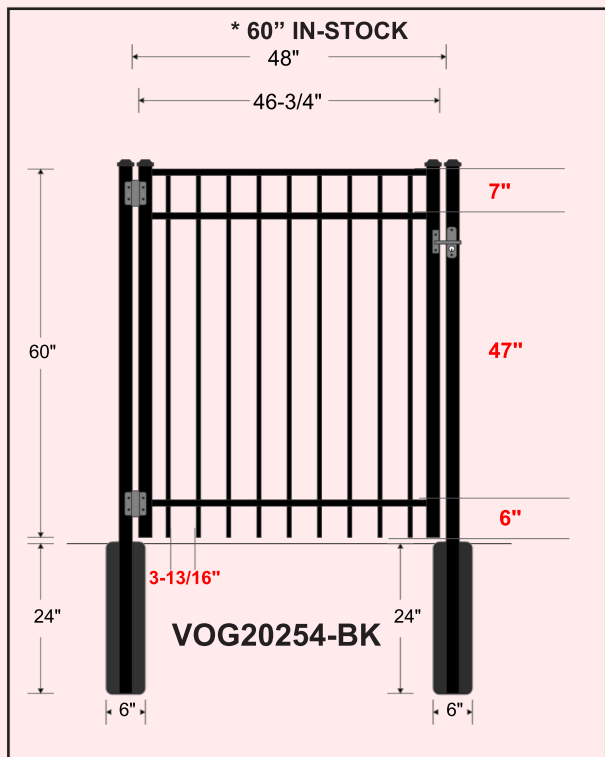
Picket spacing is  
3-13/16"

Rail Spacing is  
measured top to  
top

## POST RECOMMENDATIONS

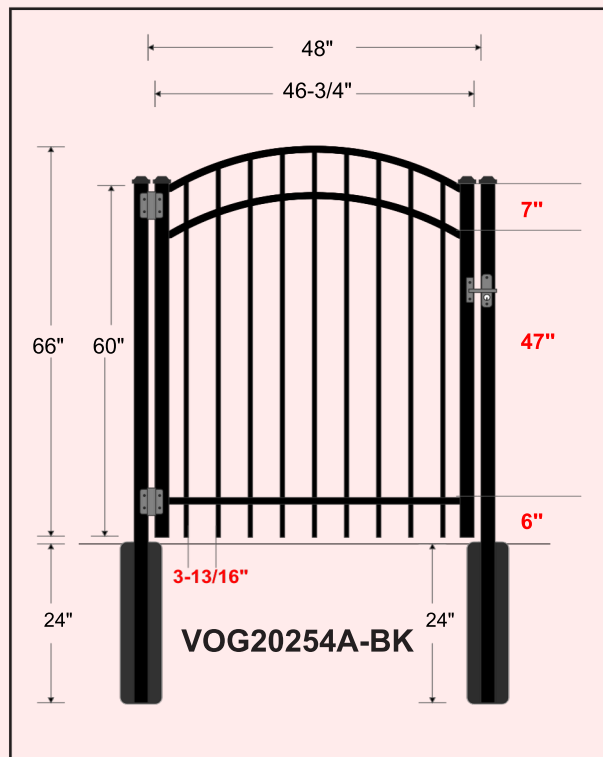
2" x 2" x 84"  
.060 or .125 wall

Post to be set  
72-1/2" on center



VOG20254-BK

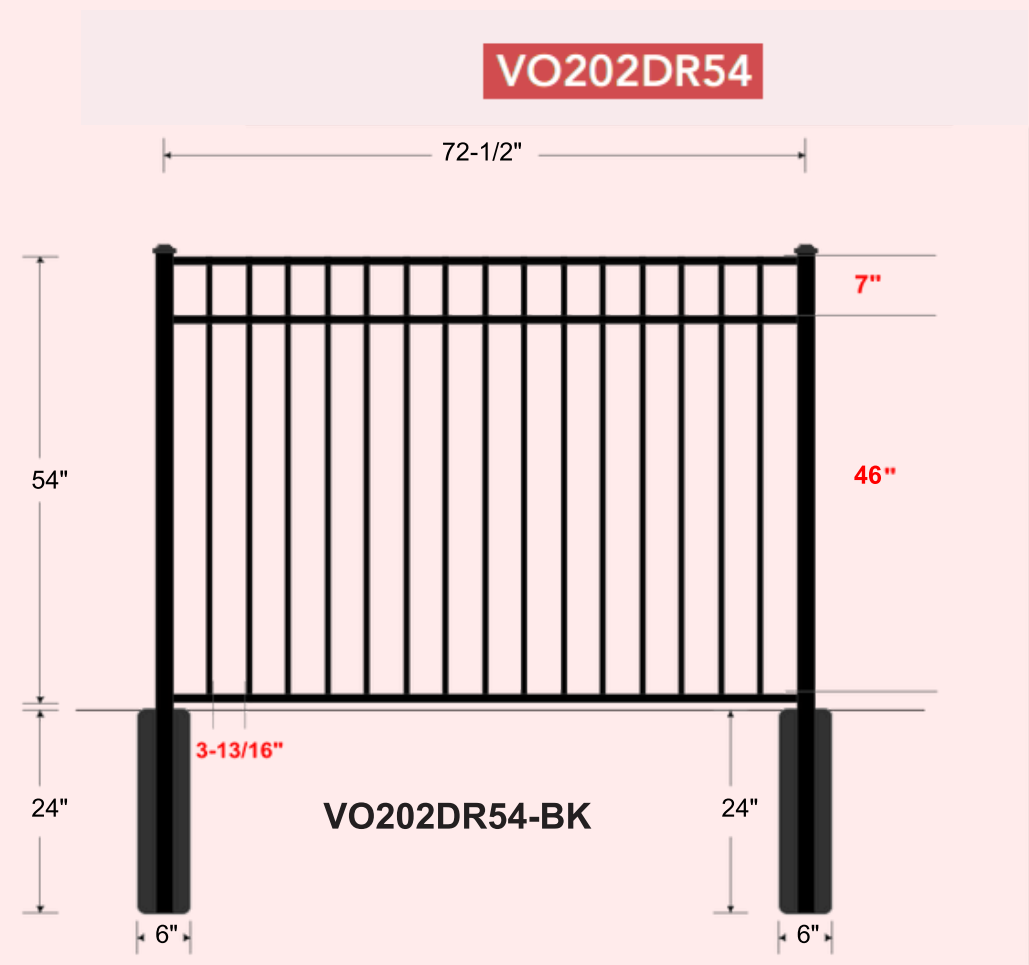
| Flat Top Gate |



VOG20254A-BK

| Arched Top Gate |

IN-STOCK PROGRAM



PRODUCT SPECIFICATIONS

1" x 1"  
Square Rails

5/8" x 5/8"  
Square Picket

#8 x 3/4"  
Pan Head  
SS Screws

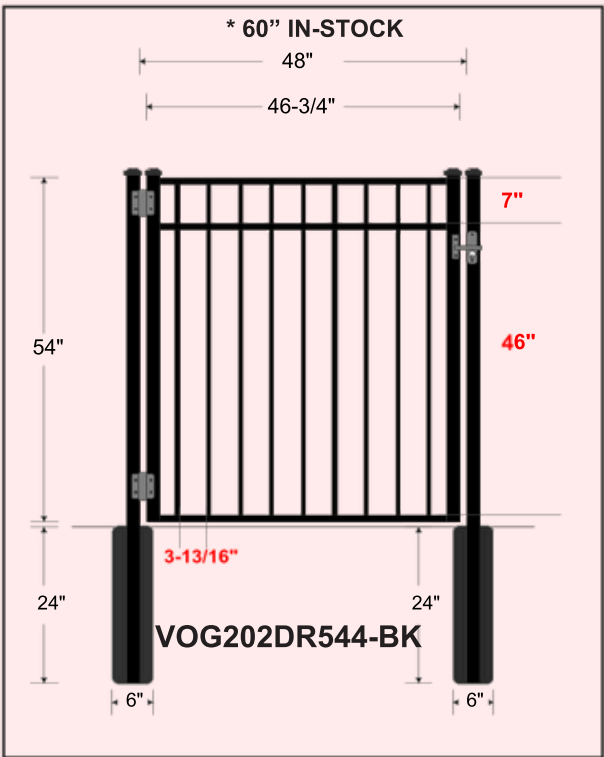
Picket spacing is  
3-13/16"

Rail Spacing is  
measured top to  
top

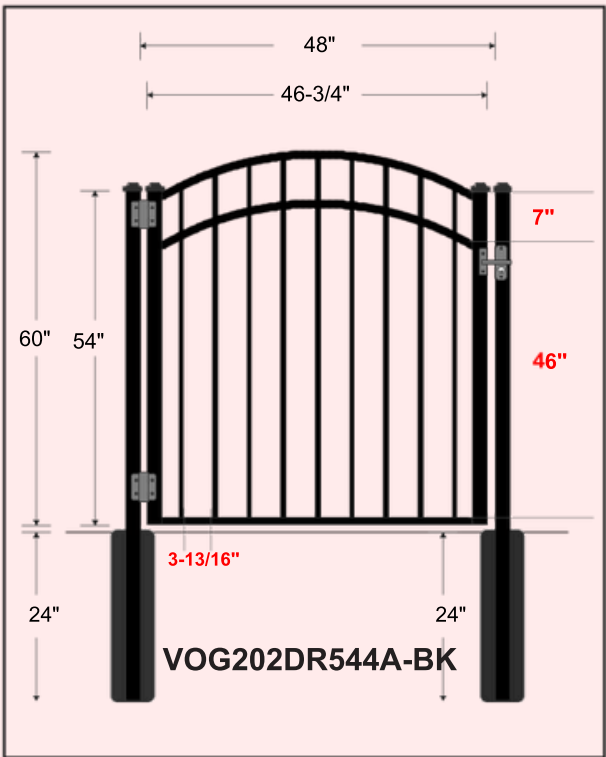
POST RECOMMENDATIONS

2" x 2" x 84"  
.060 or .125 wall

Post to be set  
72-1/2" on center

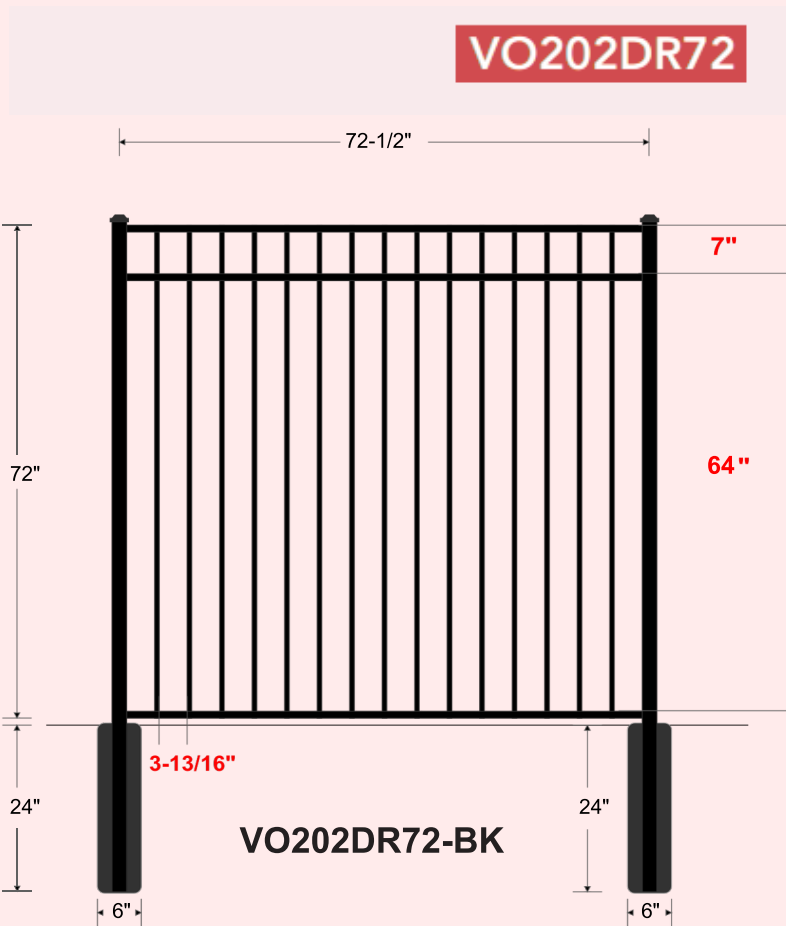


| Flat Top Gate |



| Arched Top Gate |

# IN-STOCK PROGRAM



## PRODUCT SPECIFICATIONS

1" x 1"  
Square Rails

5/8" x 5/8"  
Square Picket

#8 x 3/4"  
Pan Head  
SS Screws

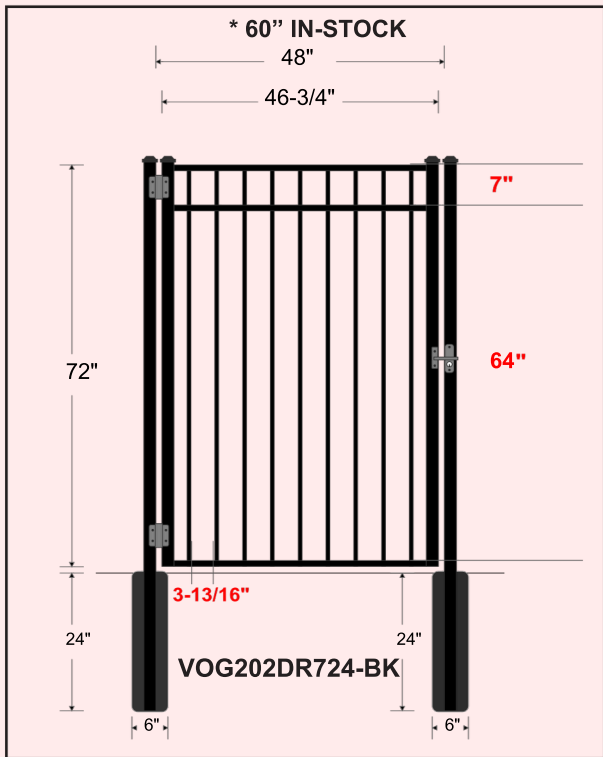
Picket spacing is  
3-13/16"

Rail Spacing is  
measured top to  
top

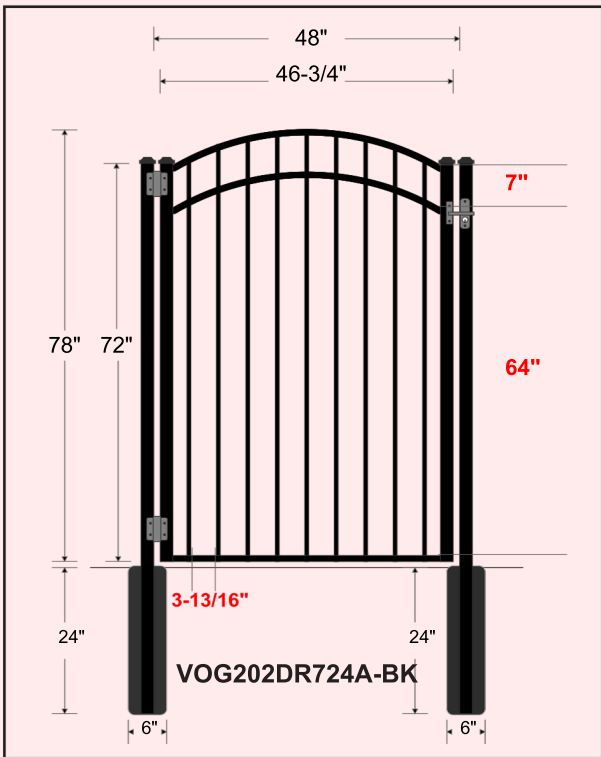
## POST RECOMMENDATIONS

2" x 2" x 96"  
.060 or .125 wall

Post to be set  
72-1/2" on center



| Flat Top Gate |



| Arched Top Gate |



IN-STOCK PROGRAM



**PRODUCT SPECIFICATIONS**

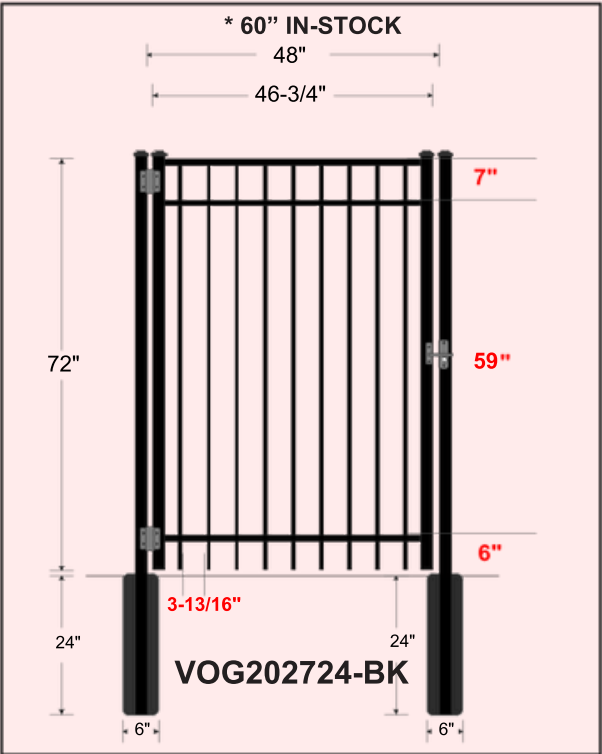
- 1" x 1" Square Rails
- 5/8" x 5/8" Square Picket
- #8 x 3/4" Pan Head SS Screws

Picket spacing is 3-13/16"

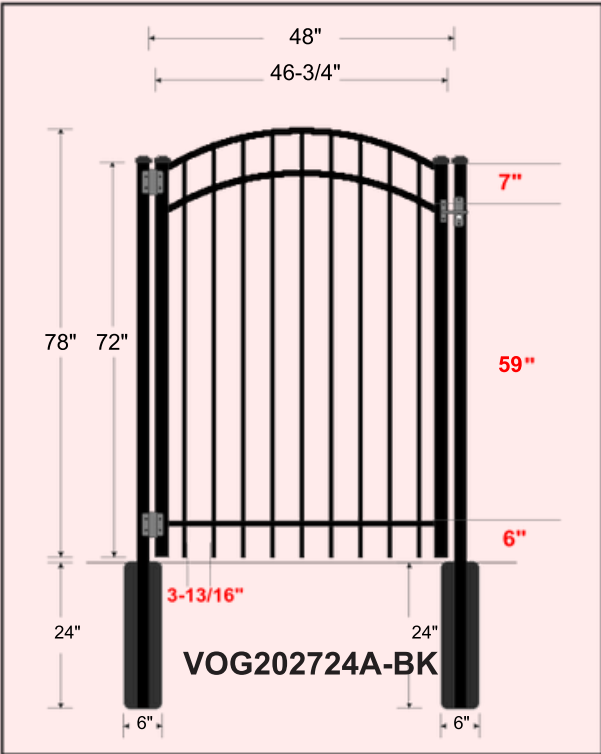
Rail Spacing is measured top to top

**POST RECOMMENDATIONS**

- 2" x 2" x 96" .060 or .125 wall
- Post to be set 72-1/2" on center



**| Flat Top Gate |**






**| Arched Top Gate |**



## ESTATE GATES

Add a stunning Estate Gate to enhance the entrance of your home! We offer classic and elegant gates designed with quality materials and powder coated for beauty and durability that lasts.





## GATES & HARDWARE



| Flat Top Single |



| Arched Top Single |



| Rainbow Arched Doubled |



| Gravity Latch |



| Drop Rod |



| Magnetic  
Pool Latch  
10" or 20" |



| Orna-Mag Latch |



| Stainless Steel  
Heavy-Duty Hinge |




| Self-Closing Hinge |

## CAPS & ACCESSORIES



| Flat Cap |



| Wall Mount |



| Tri-Finial |



| Quad Finial |



| Ball Cap |




| Adjustable Wall  
Mount |



| Deck Mount |



| Butterfly Scroll |



| Decorative Rings  
& Estate Scrolls |

\* Butterfly Scrolls, Estate Scrolls, and Finials are sold on an individual basis. These are installed based on customer preference.



# AMERICAN RAILINGS

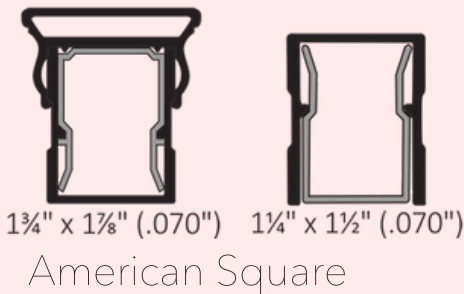
Available for immediate shipment. American Square – (Scranton) in textured black & bronze. Other styles and colors available on special order.

KEYLINK’s American Series are lightweight aluminum railing systems that are finished in a weather resistant AAMA 2604 powder coating. They also feature unique full-length PVC inserts in both rails to create a tighter and quieter fit.

## KEYLINK | SPECIFICATIONS

POSTS:	2 1/2” Posts – plus caps, skirts, brackets
GATE POST:	2” x 2” x 0.125 wall thickness 36” x 6’w,
STRAIGHT SECTIONS:	36” x 8’w 36” x 6’w, 36” x 8’w Weather
STAIR SECTIONS:	resistant AAMA 2604
COATING:	





## QUALITY | RAILINGS THAT STAND OUT | STYLES IN STOCK



| AMERICAN SQUARE RAIL |



| AMERICAN SQUARE RAIL |







**EAGLE FENCING**



370 N Broadway  
SALEM, NH 03079  
(603) 458 7719

[www.eaglefencingne.com](http://www.eaglefencingne.com)